

# COUNTING FROM 1 TO 5



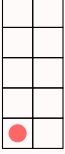


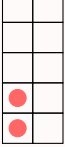


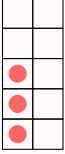


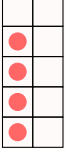


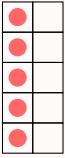
## A WHAT IS COUNTING?

### Definition Counting

**Counting** is finding out how many of something you have.

### Definition Numbers 1 to 5

Here are all the ways we can show the numbers from 1 to 5.

| Word  | Number | Fingers                                                                             | Blocks                                                                              | Ten-Frame                                                                             |
|-------|--------|-------------------------------------------------------------------------------------|-------------------------------------------------------------------------------------|---------------------------------------------------------------------------------------|
| one   | 1      |    |    |    |
| two   | 2      |    |    |    |
| three | 3      |    |    |    |
| four  | 4      |  |  |  |
| five  | 5      |  |  |  |

## B HOW TO COUNT OBJECTS

### Method The Steps for Counting

To count a group of objects correctly, follow these steps:


1. Line up the objects or touch each one as you count.
2. Say one number for each object you touch.
3. Say the numbers in the right order (1, 2, 3...).
4. The last number you say is the total number of objects.

**Ex:** Count the number of apples:

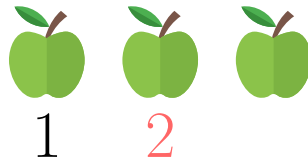


*Answer:* Let's point to each apple and say the numbers in order.

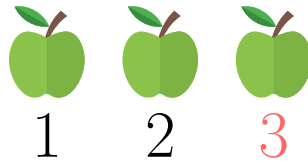
- Touch the first apple and say "1".



- Touch the second apple and say "2".



- Touch the third apple and say "3".



The last number we said was 3. So, there are **3 apples** in total.